
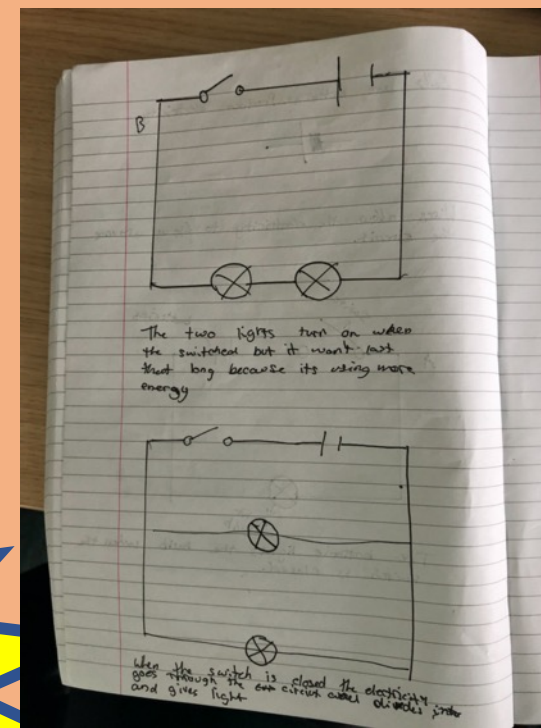





Ruqayah 6T



Fantastic Y6 Learning!




Erika 6T


English

Sahar 6N


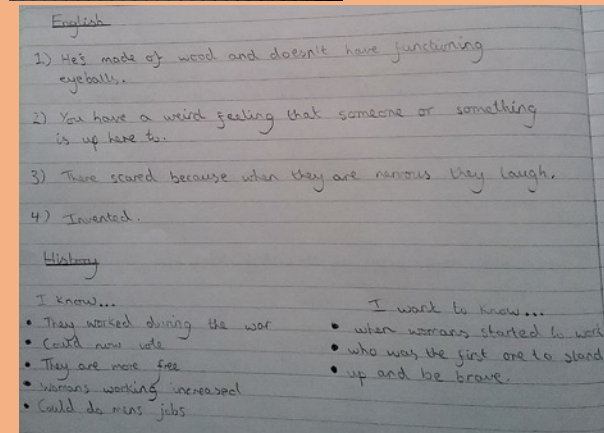

- 1)
- 2) Because he didn't really like the camp bed he thought it was all sorts of things and just hated it.
- 3) The dragon had scales and chipped claws and smoke pouring out of his nose.
- 4)
- 5) No because Arthur said he likes playing tricks so this might be a trick again but not telling Arthur this time.



Vestina 6T



Kianaat 6M



Uchechi 6M

6T

6N

Ali

Daniel P

Superstars

7th May – 14th May

6M

Maya

Kianaat

Uchechi

Zain



Winners!



Last week's
battle

Year 6

Year 5

Vs









Winners:
Year 6









YEAR 6

YEAR 5

7,987

2,140

	Kianaat Bashir	3,333	884
	Nehan Hussain	2,647	394
	Uchechi Obiejesi	906	273
	Isa Nawaz	591	268
	Izabela Paraschiv	307	193
	Maya Hanif	122	67
	Nazlina Begum	70	33
	Eesha Ahmed	11	28

	Tahir Ullah
	Abdurrahmaan Jaral
	Ata-Noor Mohammed Shabaaz
	Noel Oliwier Kozlowski
	Alexandra Podaru
	Safaa Kamran
	Aisha Naveed
	Marinela Iancu

Winners!





This week's
battle

Year 6
Girls

Vs

Year 6
Boys

Winners: _____



Read Chapter 11 of 'The Land of Roar'

Answer the questions and complete the activity from [page 4](#) in your books.



ELECTRICITY! Page [8](#), [9](#) and [10](#)

More on circuits!! Complete the three task on the following slides. Make sure you watch the clip carefully to help you complete the tasks – identifying which circuits would work and explaining how you know which ones wouldn't work. Draw your own circuits carefully using the correct symbols.



Catch and Clap- 60
Second challenge

More information on [page 11](#).



Complete the SPaG sheet on [page 12](#).

Thought for the day

"The most certain way to succeed is always to try just one more time." –

Thomas A. Edison

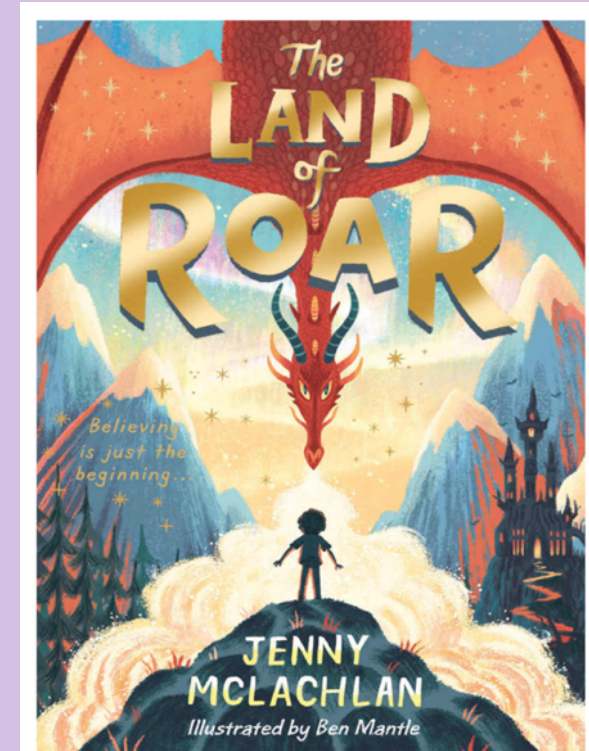


Complete the Mr Fountain / Mrs Mallott's Power Maths Cycle on the website.


Chapter 11

Questions

1. Find and copy two examples that show that Rose is frightened.
(2 marks)
2. Why does Rose think the others will laugh at her? (1 mark)
3. What does Rose think the others will laugh at her? (1 mark)
4. What does the phrase 'anger rising up inside me' suggest how Arthur is feeling? (1 mark)
5. Compare how Arthur and Rose are feeling. (2 marks)




[Main activity page](#)

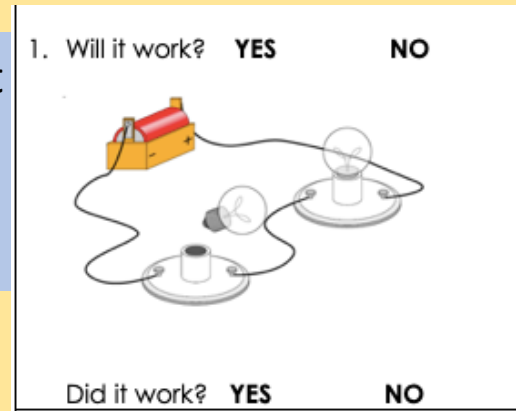


Lesson 3

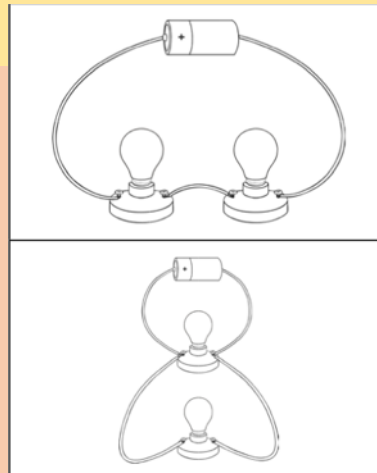
Task 1: Watch <https://www.youtube.com/watch?v=KYKVf6edvcA>
Write down the main points you have learnt from the clip.
Write these in bullet points.



Task 2: Look at the circuits on the next slide. Decide if the circuit will work. Write **yes** or **no** next to the number of the circuit in your book. If your answer is no, explain why the circuit wouldn't work.

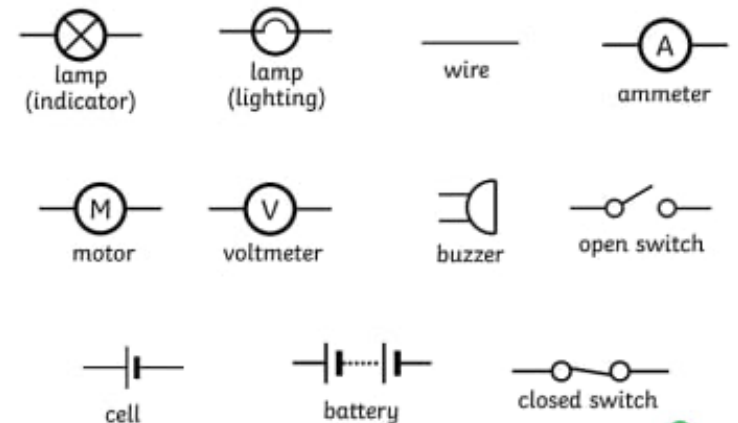


Task 3:
Draw these circuits. Look at the following slide to see the circuits clearly. Draw both of the circuits using the correct symbols.

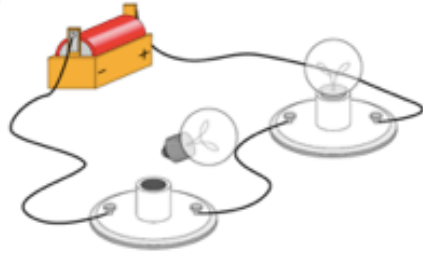


Finally, draw a circuit of your own and label each component.

Electrical Circuit Symbols

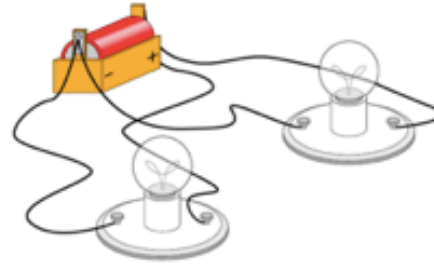


1. Will it work? **YES** **NO**



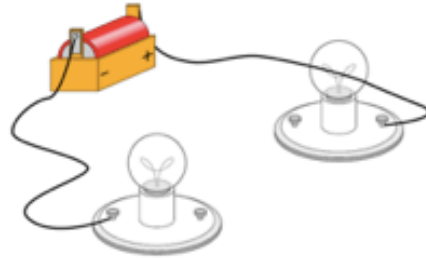
Did it work? **YES** **NO**

2. Will it work? **YES** **NO**



Did it work? **YES** **NO**

3. Will it work? **YES** **NO**



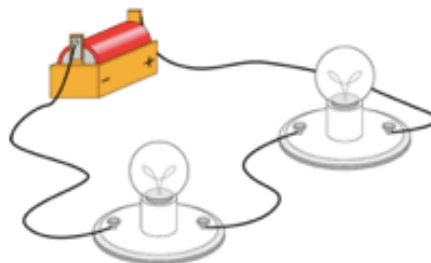
Did it work? **YES** **NO**

4. Will it work? **YES** **NO**



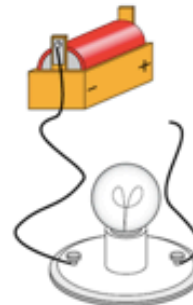
Did it work? **YES** **NO**

5. Will it work? **YES** **NO**



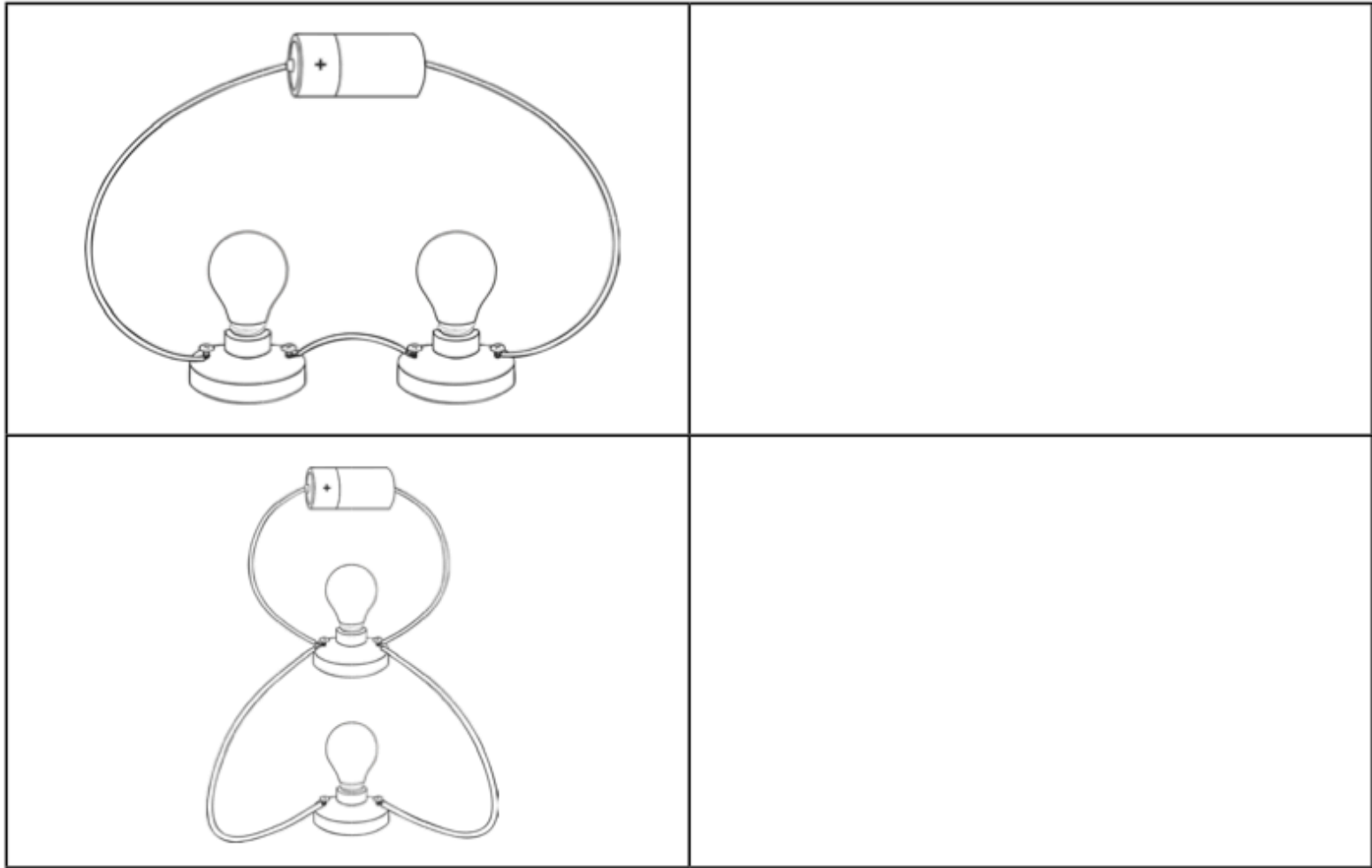
Did it work? **YES** **NO**

6. Will it work? **YES** **NO**



Did it work? **YES** **NO**

Make both of these circuits.
 Re-draw the series and parallel circuit using the symbols.





lamp



motor



battery



switch



buzzer



60 Second Challenge


Catch and Clap

Which skills
do you think
will be key to
succeed?

The Physical Challenge

How many times can you
throw a ball up, clap once
and catch it in 60 seconds?

The ball must go above your head.
If you drop the ball, carry on
counting your score from where you
left off.



#StayHomeStayActive

Equipment

A ball

If you do not have a ball
use a toilet roll or pair of
socks.

Achieve Gold

35 catch and claps



Achieve Silver

25 catch and claps



Achieve Bronze

15 catch and claps



[Main activity page](#)

Section 1

Tick the sentence that is written in the passive form.



The hen laid an enormous egg.

An enormous egg was laid by the hen.

Section 4

Can you think of a preposition and a collective noun beginning with...

	preposition	collective noun	determiner
The letter b?			
The letter t?			

Section 2

Change these nouns/adjectives into verbs by adding the suffixes -ise, -ify or -en.


advert - _____

straight - _____

Section 5

Can you place the commas in the correct place in this sentence:

Even though she was extremely tired the brave explorer kept on trekking.



[Main activity page](#)

Section 3

Clumsy Mr Whoops has lost the antonyms to these words. Can you help him to add 'in' or 'un' prefixes?



likely

correct

Section 6

Place a colon in this sentence to introduce the list.

The picnic basket contained three items lemonade, apples and currant buns.

